

Professional series Ultraviolet led strips

FU-BLF-3535-UV27-(2)X

Ultraviolet dimmable led strip
with SMD3535 30/60 LEDs per meter



Features

Available in 24 VDC.

Very bright and low power consumption, professional grade led strip.

LED type SMD3535 LED Qty: 30 or 60 LED/meter

Operating temperature: -20~50°C.

Long life span LED: expected lifetime 50,000hours.

Can be used with controllers, dimmers and multiple amplifiers.

IP20 version available.

* LM80 CERTIFIED:
LED LIFESPAN tested under LM80;

FU-BLF-3535-UV27-(2)X

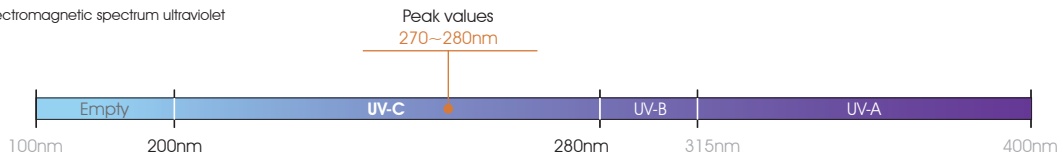
Professional series

fluorescence and curing



30-60 Led/m	9.6-19 W/m	24V	Warranty up to 7 years
1.49-2.89 $\mu\text{W}/\text{cm}^2$	UV-C 		275 nm
LED SMD 3535			

Electromagnetic spectrum ultraviolet



CAUTION	VHB 3M	driver NOT included	120°	Alu profile required	30.000 h
avoid eye and skin exposure	+50°C -20°C	Do not bend	ESD	Dimmable	1m
				Working 50°C -20°C	Storage 60°C -40°C

FU-BLF-3535-UV27-X	9.6 W/m	30 Led/m	33.33mm	10cm
FU-BLF-3535-UV27-2X	19 W/m	60 Led/m	16.66mm	5cm

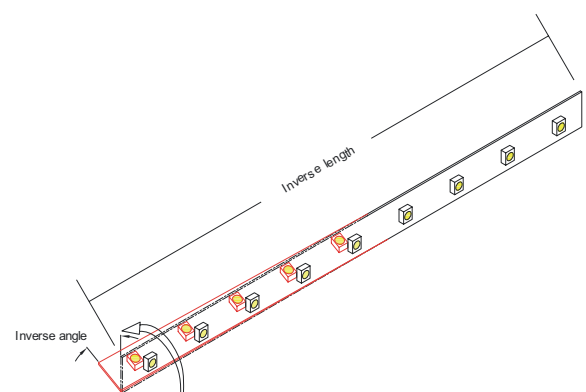
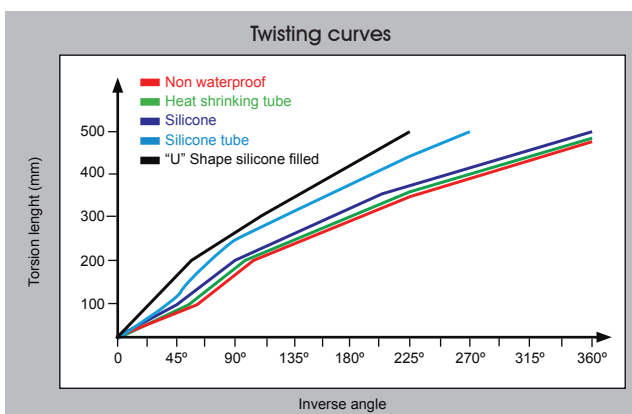
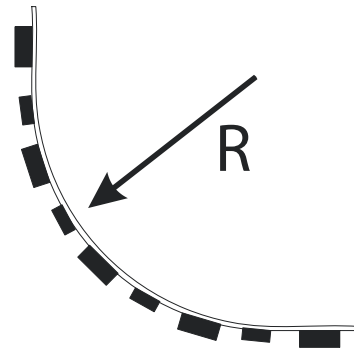
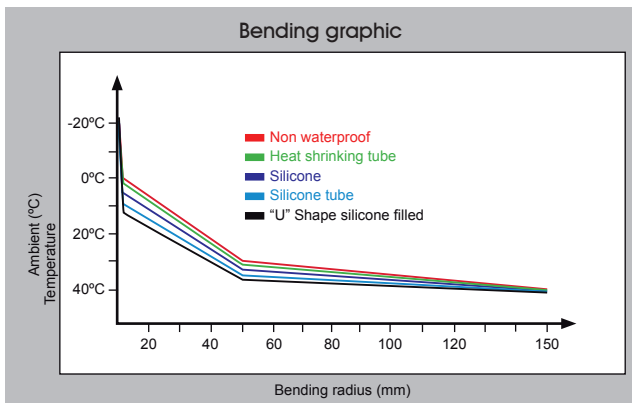
Features

Part number	CCT / wavelength	Irradiance	Ordinary strip
FU-BLF-3535-UV27-X	±270–280nm	1,49 $\mu\text{W}/\text{cm}^2$	
FU-BLF-3535-UV27-2X	±270–280nm	2,89 $\mu\text{W}/\text{cm}^2$	

Specific parameters

Reference	Waterproof materials	Size (mm)	Connections	Fixing mode	IP rate
FU-BLF-3535-UV27-X	Non waterproof	10x2	Silicone wire black and red	Adhesive 3M VHB	IP20
FU-BLF-3535-UV27-2X	Non waterproof	10x2	Silicone wire black and red	Adhesive 3M VHB	IP20

Bending grades



Reference point: strip bending at 0°C.

■ **NON-WATERPROOF MODEL**

Features

- IP20 easier assembling 3M VHB.
- Small in size, light in weight, flexible.




Optional accesories

ACC10-JOIN-600

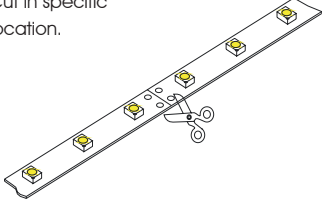
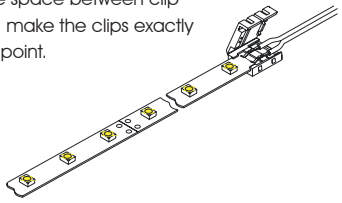



ACC10-CABLE-600



More optional accessories available (see catalog "LED decoration lighting")

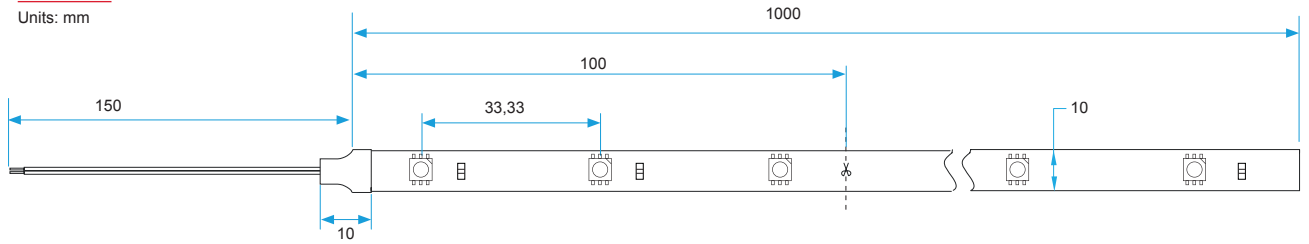
Operation specification

<p>Cut in specific location.</p> 	<p>Put th PCB in the space between clip and connector, make the clips exactly aim at welding point.</p> 	<p>Close the cover of connector</p> 
--	--	---

Product size: **FU-BLF-3535-UV27-X**

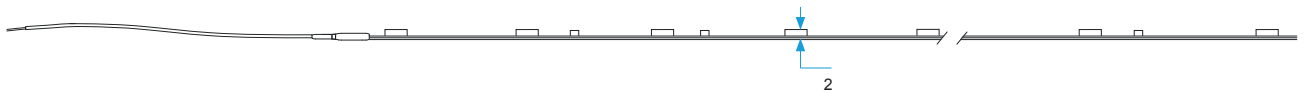
Front view

Units: mm



Side view

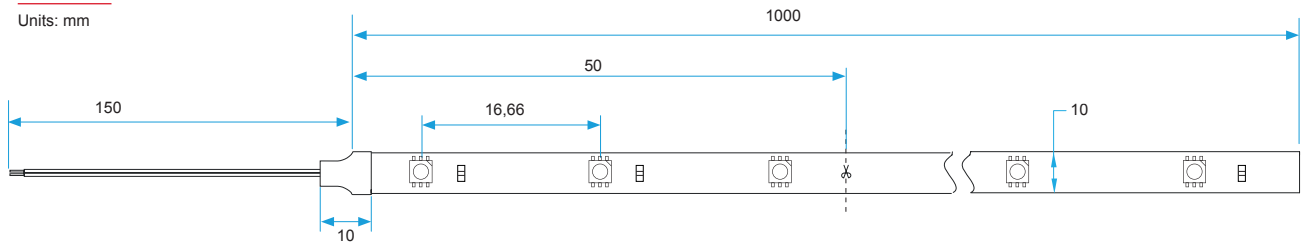
Units: mm



Product size: **FU-BLF-3535-UV27-2X**

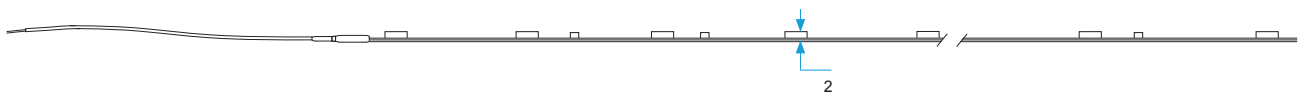
Front view

Units: mm



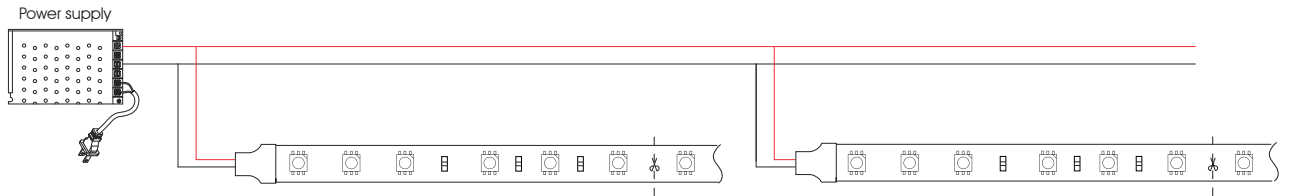
Side view

Units: mm

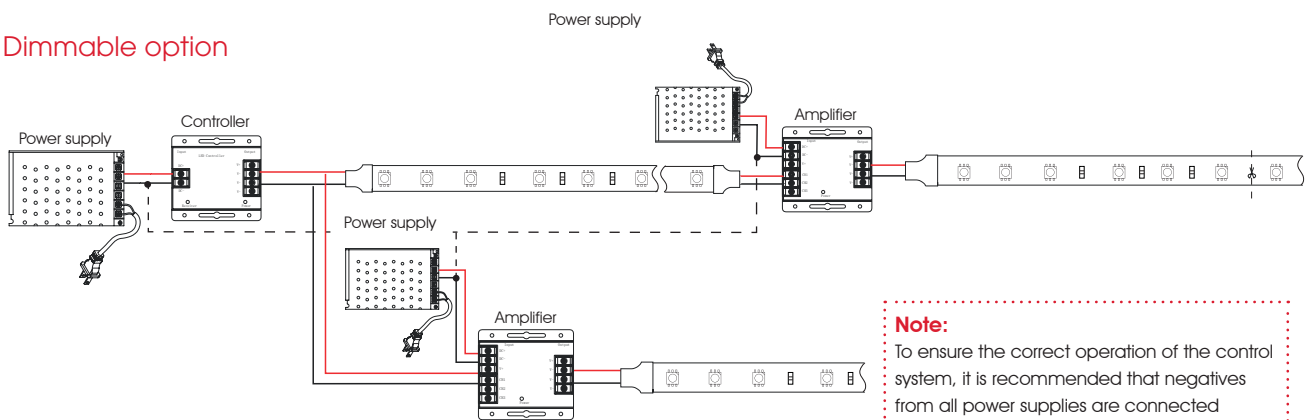


CONNECTION DIAGRAMS

Non dimmable option



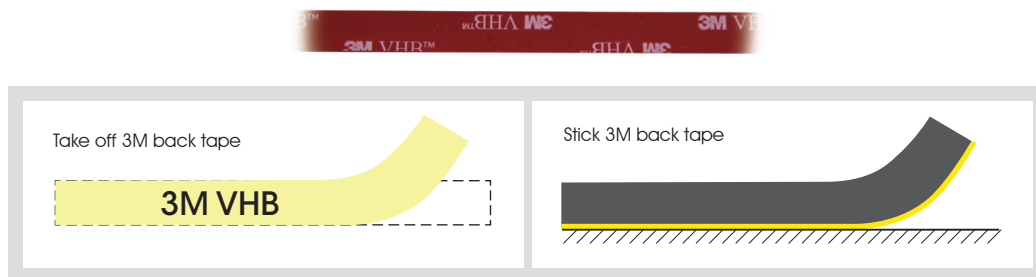
Dimmable option



Note:
To ensure the correct operation of the control system, it is recommended that negatives from all power supplies are connected together.

INSTALLATION

Adhesive 3M VHB



PACKAGING

