

DC to AC Power inverter manual

Damage caused by reversed polarity is not covered by the warranty.

Smart Start function:

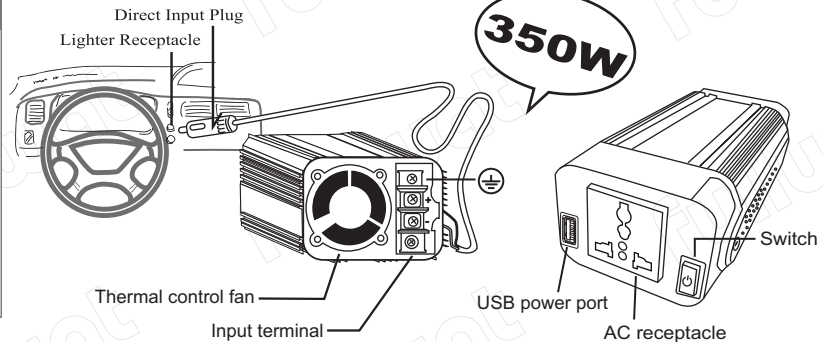
1. Maximizing startup performance.
2. Dynamic DC Bus Voltage regulation.
3. Soft-start technology improves reliability.

Model: PDALUX-XXN series

Thank you for purchasing our product. Please read this manual carefully before installing or using this product.

How to use it

1. Put the inverter plug in to vehicle's lighter socket. turn on the power switch, LED indicator will be light up.
2. Plug an AC product into AC socket and turn it on.



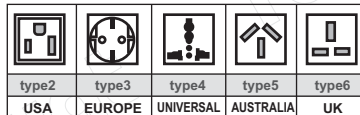
AVAILABLE APPLIANCES

It is suitable for the electrical appliance which consumption power is not excess 350W, like: TV set, Video, Radio, Karaoke, Power tool, Fan, Emergency illuminator... etc.



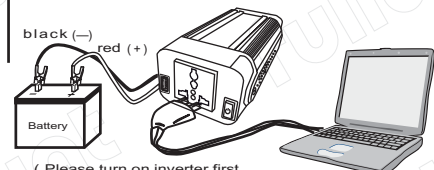
WARNING

1. Do not insert foreign objects into the inverter AC outlet, or vents.
2. Do not expose the inverter to water.
3. Do not expose the inverter to temperatures over 60°C (140°F).
4. During operation, keep the inverter away from materials that may be affected by high temperatures, like flammable or easy-melting materials.



CAUTION

1. Please note the power source is DC12/24V, and make sure the polarity of the car is negative.
2. To avoid discharging your vehicle's battery, always remove the inverter from the lighter socket when not in use.
3. Please make sure your appliances were turned off before your turn on the inverter.
4. How to select the cigar-lighter or the alligator clip for use:
 - A. Cigar-lighter - Use with the appliance which is under 150w output.
 - B. Alligator clips - Use with the appliance which is over 150w output.
5. We recommend to use sine wave inverter on the sensitive appliances, like motor, grinder, sander...etc.
6. Do not place any heavy object on the inverter or the power cable. Do not use it when the cable is coiled.



SPECIFICATIONS		
Model No.	PDALUX-12N	PDALUX-24N
Output power continuous	350W	
AC OutputVoltage	AC100V AC120V AC230V	
Regulation	8 %	
Output wave form	Modified Sine Wave	
DC Input Voltage	9.5-16V	19-32V
Input low voltage alarm	YES	
Input low voltage protection	YES	
Frequency	50/60Hz 3%	
Efficiency	> 85%	
No load current draw	0.25A(12V)	0.2A(24V)
Temperature protection	55°C 5°C	
Overload protection	YES	
Dimensions (L W H)(b y mm)	175 85 55	
Net weight (by Kg)	0.56	

Troubleshooting

Problem	Alarm	LED	Solution
Over load, Output short circuit	Short alarm	None	Reduce load/Solve short circuit situation
High input voltage protection (shut down)	Long alarm	None	Reduce input volts
Low input voltage alarm	Short alarm	Blue flash	Change battery or recharge battery
Low voltage protection (shut down)	Long alarm	None	Change battery or recharge battery
Temperature alarm	None	Blue flash	Allow the inverter to cool. Reduce the load if continuous operation is required.
Overttemperature protection (shut down)	Short alarm	None	Allow the inverter to cool. Reduce the load if continuous operation is required.