

# Yuasa Ficha Técnica

## Yuasa REC26-12I Industrial VRLA Battery

### Especificaciones

|   |      |
|---|------|
| Voltaje nominal (V)                               | 12   |
| Evaluar a 20 hr la capacidad de 10,5V a 20°C (ah) | 26   |
| Evaluar a 10 hr la capacidad de 10,8V a 20°C (ah) | 23.5 |

### Dimensiones

|            |          |
|------------|----------|
| Largo (mm) | 166 (±2) |
| Ancho (mm) | 175 (±1) |
| Alto (mm)  | 125 (±2) |
| Peso (Kg)  | 9        |

### Tipo de terminal

|                          |        |
|--------------------------|--------|
| M= Masculino, F=Femenino | M5 (F) |
| Tuerca (Nm)              | 2-3Nm  |

### Rango de temperatura de funcionamiento

|                                    |                     |
|------------------------------------|---------------------|
| Almacenamiento (en carga completa) | entre -15°C y +50°C |
| Carga                              | -0°C to +40°C       |
| Descarga                           | -15°C to +40°C      |

### Almacenamiento

|   |   |
|---|---|
| Perdida de capacidad por mes a 20° C (% aprox.) | 3 |
|---|---|

### Material de la caja

|                       |               |
|-----------------------|---------------|
| Standar               | ABS (UL94:HB) |
| Version disponible FR | UL94:V0       |

### Voltaje de carga

|  |             |
|--|-------------|
| Carga flotante a 20°C (V)/Block  | 13.65 (±1%) |
| Carga flotante a 20°C (V)/Cell   | 2.275 (±1%) |
| Voltaje de carga en flotación factor de corrección de la temperatura desde estándar a 20° C (mV) | -3          |
| Voltaje a carga ciclica a 20°C (V)/Block   | 14.52 (±3%) |
| Voltaje a carga ciclica 20°C (V)/Cell  | 2.42 (±3%)  |
| Carga de voltaje en ciclos factor de correccion de temperatura desde 20° (mV)                    | -4          |

### Corriente de carga

|   |     |
|---|-----|
| Limite de carga de corriente en flotación (A) | 6.5 |
| Carga ciclica. Limite                         | 6.5 |

### Máxima corriente de carga

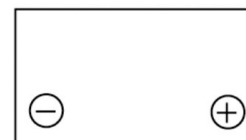
|               |     |
|---------------|-----|
| 1 segundo (A) | 330 |
| 1 minuto (A)  | 140 |

### Información de los ciclos de vida

|  |      |
|--|------|
| 100% DOD (Descarga profunda) hasta el 80% capacity | 300  |
| 75% DOD (Descarga profunda) hasta el 80% capacity  | 500  |
| 50% DOD (Descarga profunda) hasta el 80% capacity  | 600  |
| 25% DOD (Descarga profunda) hasta el 80% capacity  | 1400 |

### Impedancia

|                     |     |
|---------------------|-----|
| Medida a 1 kHz (mΩ) | 8.8 |
|---------------------|-----|



### Certificados de otras empresas

ISO9001 - Sistemas de gestión de Calidad  
UNDERWRITERS LABORATORIES Inc.



## Seguridad

### Instalación

Puede ser instalado y trabajar en cualquier orientación excepto de manera invertida de forma permanente.

### Asas

Las baterías no deben olvidarse de las asas (si existen).

### Válvulas ventiladas

Cada celda está equipada con una válvula de liberación de presión baja para permitir que los gases escapen y luego vuelven a sellar.

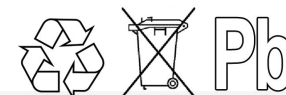
### Liberación de gas

Baterías VRLA liberan gas hidrógeno que puede formar mezclas explosivas en el aire. No coloque dentro de un recipiente hermético.

### Reciclaje

Baterías de YUASA VRLA deben reciclar al final de la vida, de acuerdo con las leyes y regulaciones locales y nacionales.

Fecha de emisión: 04/07/2017 - E&EO



# Yuasa Technical Data Sheet

## Yuasa REC26-12I Industrial VRLA Battery

### Specifications

|   |      |
|---|------|
| Nominal voltage (V)                       | 12   |
| 20-hr rate Capacity to 10.5V at 20°C (Ah) | 26   |
| 10-hr rate Capacity to 10.8V at 20°C (Ah) | 23.5 |

### Dimensions

|             |          |
|-------------|----------|
| Length (mm) | 166 (±2) |
| Width (mm)  | 175 (±1) |
| Height (mm) | 125 (±2) |
| Mass (kg)   | 9        |

### Terminal Type

|  |        |
|--|--------|
| Threaded terminal - (M=Male or F=Female) | M5 (F) |
| Torque (Nm)                              | 2-3Nm  |

### Operating Temperature Range

|                                      |                |
|--------------------------------------|----------------|
| Storage (in fully charged condition) | -15°C to +50°C |
| Charge                               | -0°C to +40°C  |
| Discharge                            | -15°C to +40°C |

### Storage

|   |   |
|---|---|
| Capacity loss per month at 20°C (% approx.) | 3 |
|---|---|

### Case Material

|                      |               |
|----------------------|---------------|
| Standard             | ABS (UL94:HB) |
| FR version available | UL94:V0       |

### Charge Voltage

|   |             |
|---|-------------|
| Float charge voltage at 20°C (V)/Block                      | 13.65 (±1%) |
| Float charge voltage at 20°C (V)/Cell                       | 2.275 (±1%) |
| Float Chg voltage tmp correction factor from std 20°C (mV)  | -3          |
| Cyclic (or Boost) charge Voltage at 20°C (V)/Block          | 14.52 (±3%) |
| Cyclic (or Boost) charge Voltage at 20°C (V)/Cell           | 2.42 (±3%)  |
| Cyclic Chg voltage tmp correction factor from std 20°C (mV) | -4          |

### Charge Current

|  |     |
|--|-----|
| Float charge current limit (A)             | 6.5 |
| Cyclic (or Boost) charge current limit (A) | 6.5 |

### Maximum Discharge Current

|              |     |
|--------------|-----|
| 1 second (A) | 330 |
| 1 minute (A) | 140 |

### Cyclic Life Data

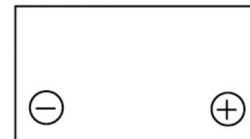
|                               |      |
|-------------------------------|------|
| 100% DOD down to 80% capacity | 300  |
| 75% DOD down to 80% capacity  | 500  |
| 50% DOD down to 80% capacity  | 600  |
| 25% DOD down to 80% capacity  | 1400 |

### Impedance

|                        |     |
|------------------------|-----|
| Measured at 1 kHz (mΩ) | 8.8 |
|------------------------|-----|



### Layout



### 3rd Party Certifications

ISO9001 - Quality Management Systems  
UNDERWRITERS LABORATORIES Inc.



## Safety

### Installation

Can be installed and operated in any orientation except permanently inverted.

### Handles

Batteries must not be suspended by their handles (where fitted).

### Vent valves

Each cell is fitted with a low pressure release valve to allow gasses to escape and then reseal.

### Gas release

VRLA batteries release hydrogen gas which can form explosive mixtures in the air. Do not place inside a sealed container.

### Recycling

YUASA's VRLA batteries must be recycled at the end of life in accordance with local and national laws and regulations.

