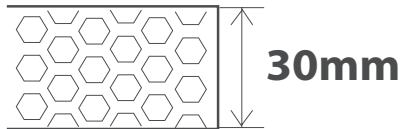




SMALLER SIZE low profile



Features

- AC input range selected by switch (115/230).
- Miniature size and 1U low profile, low weight.
- Protections: Short circuit / Overload / Over voltage.
- Cooling by free air convection.
- No load power consumption <0.75W.
- Operating altitude up to 5000 meters (Note 6).
- LED indicator for power on.
- 100% full load burn-in test.
- High efficiency, long life and high reliability.
- 5 year limited warranty.*

*Check special warranty support with your vendor.

Applications

- LED lighting.
- Industrial automation machinery.
- Mechanical and electrical equipment.
- Electronic instruments, equipments or apparatus.
- Lighting control and decoration.
- Lighting fixtures control.

Description

MYNOX-25P series is a 250W single-output enclosed type power supply with 30mm of low profile design. Adopting the input of 115VAC or 230VAC (selectable by switch), the entire series provides an output voltage line of 5V, 12V, 15V, 24V, 36V and 48V.

In addition to the high efficiency up to 90%, the design of metallic mesh case enhances the heat dissipation of MYNOX-25P that the whole series operates from - 30°C through 70°C under air convection without a fan. Delivering an extremely low no load power consumption (less than 0.75W), it allows the end system to easily meet the worldwide energy requirement, MYNOX-25P has the complete protection functions and 3G anti-vibration capability; it is complied with the international safety regulations such as TUV EN60950-1, UL 60950-1 and GB4943.

MYNOX-25P series serve as a high price-to-performance power supply solution for various industrial applications.

Specification

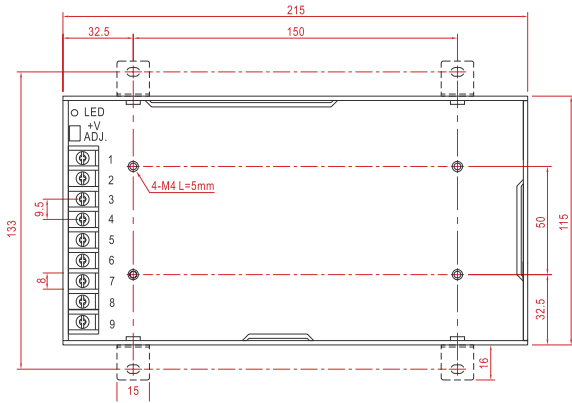
	Model	MYNOX-25P05	MYNOX-25P12	MYNOX-25P15	MYNOX-25P24	MYNOX-25P36	MYNOX-25P48
Output	DC Voltage	5V	12V	15V	24V	36V	48V
	Rated current	40A	20A	16A	10A	6.67A	5A
	Current range	0~40A	0~20A	0~16A	0~10A	0~6.67A	0-5A
	Rated power	200W	240W	240W	240W	240.1W	240W
	Ripple&noise	150mVp-p	150mVp-p	150mVp-p	150mVp-p	200mVp-p	200mVp-p
	DC Voltage ADJ range	±10%	±10%	±10%	±10%	±10%	±10%
	Voltage tolerance (Note3)	±3%	±2%	±1%	±1%	±1%	±1%
	Line regulation (Note 4)	±0.5%	±0.5%	±0.5%	±0.5%	±0.5%	±0.5%
	Load regulation (Note 5)	±2%	±1%	±0.5%	±0.5%	±0.5%	±0.5%
Setup, rise, hold up time	800ms, 50ms, 16ms / 230VAC (full load)						
Input	Voltage range	90 ~ 132VAC / 180 ~ 264VAC (selected by switch), 240 ~ 373VDC (withstand 300VAC surge input for 5 second)					
	Frequency range	47~63Hz					
	AC current	5.0A / 115VAC 2.5 / 230VAC					
	Efficiency	84%	87%	88%	89%	89%	90%
	Inrush current	Cold start 55A / 230VAC					
	Leakage current	<2mA / 240VAC					
Protection	Overload	Rated output power 110% ~ 140% Start overload protection					
		Protection type: hiccup mode, auto-recovery after fault condition is removed					
	Over voltage	Rated output voltage 115% ~ 135% Start over voltage protection					
		Protection type: cut off the output, auto-recovery after fault condition is removed					
Environment	Working temperature	-30°C ~ +70°C (Please refer to "derating curve")					
	Working humidity	20% ~ +90% RH Non-condensing					
	Storage temp & humidity	-40°C ~ +85°C; 10% ~ 95% RH Non-condensing					
	Withstand vibration	10 ~ 500Hz, 3G 10min/1 Cycle, Period for 60min, Each axes					
Safety	Withstand voltage	I/P-O/P: 1.5KVAC I/P-FG: 1.5KVAC O/P-FG: 0.5KVAC					
	Isolation resistance	I/P-O/P, I/P-FG, O/P-FG: 100M Ohms / 500VDC / 25°C / 70%RH					
Standards compliance	Safety standard	Compliance to UL 62368-1, TUV EN 62368-1, UL 61347-1, TUV EN 61347-1					
	EMC emission	Compliance to EN55022, EN 55015 (CISPR22) Class A, GB9254 Class A, EN55014, EN61000-3-2,3					
	EMC immunity	Compliance to EN61000-4-2,3,4,5,6,8,11, EN55024, EN61000-6-1					
Others	Dimension	215*115*30mm (L*W*H)					
	Weight	0.66kg / 24pcs / 17kg / 0.027m³ / 0.96CUFT					
	MTBF	≥310K hrs min. MIL-HDBK-217F(25°C)					

Note:

- All parameters NOT specially mentioned are measured at 230VAC input, rated load and 25°C of ambient temperature.
- Ripple & noise are measured at 20MHz of bandwidth by using a 12" twisted pair-wire terminated with a 0.1uf & 47uf parallel capacitor.
- Tolerance: includes set up tolerance, line regulation and load regulation.
- Line regulation is measured from low line to high line at rated load.
- Load regulation is measured from 0% to 100% rated load.
- The ambient temperature deranting of 5°C/1000m is needed for operating altitude greater than 2000m (6500ft).
- The power supply is considered as a component wich will be installed into a final equipment. The final equipment must be re-confirmed that it still meets EMC directives. For guidance on how to perform these EMC test.

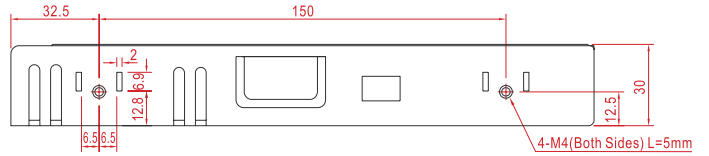
Mechanical specification

Unit: mm

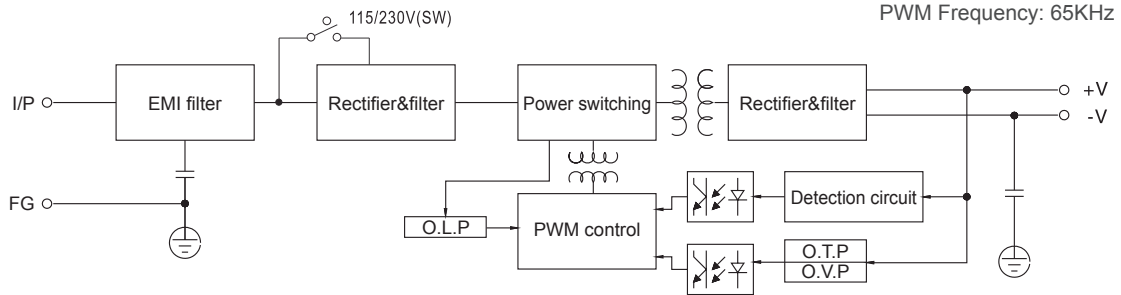


Terminal Pin No.Assignment

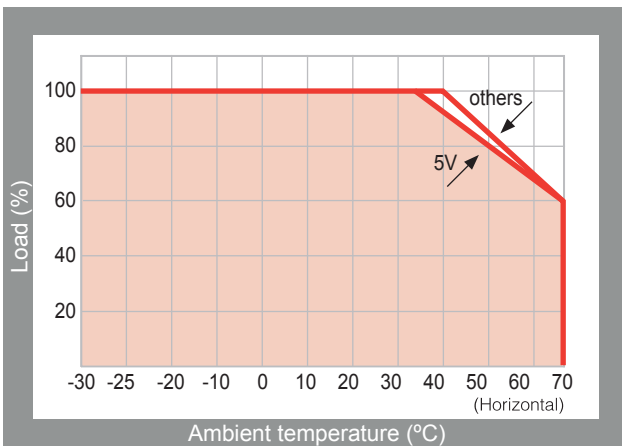
Pin No.	Assignment	Pin No.	Assignment
1~3	DC OUTPUT +V	8	AC/L
4~6	DC OUTPUT -V	9	AC/N
7	FG \perp		



Block diagram



Derating curve



Static characteristics

