

UL45 -12



Physical Specification

Part Number:	UL45-12
Length:	197 ± 2 mm (7.76 inches)
Width:	165 ± 2 mm (6.49 inches)
Container Height:	170 ± 2 mm (6.69 inches)
Total Height (with terminal):	170 ± 2 mm (6.69 inches)
Approx Weight:	Approx 14.2kg

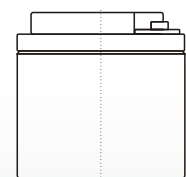
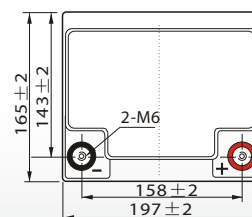
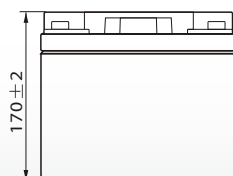
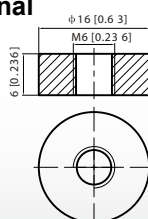
Specifications

	Nominal Voltage	12V
	Nominal Capacity (10HR)	45AH
Terminal Type	Standard Terminal	F6
	Optional Terminal	F12
Container Material	Standard Option	ABS
	Flame Retardant Option (FR)	ABS (UL94:VO)
Rated Capacity	46.8 AH/2.34A	(20hr, 1.80V/cell, 25°C / 77°F)
	45.0 AH/4.50A	(10hr, 1.80V/cell, 25°C / 77°F)
	38.7 AH/7.74A	(5hr, 1.75V/cell, 25°C / 77°F)
	35.1 AH/11.7A	(3hr, 1.75V/cell, 25°C / 77°F)
	27.5 AH/27.5A	(1hr, 1.60V/cell, 25°C / 77°F)
Max Discharge Current	540A (5s)	
Internal Resistance	Approx 9mΩ	
Discharge Characteristics	Operating Temp. Range	Discharge: -15 ~ 50°C (5 ~ 122°F)
		Charge: 0 ~ 40°C (5 ~ 104°F)
		Storage: -15 ~ 40°C (5 ~ 104°F)
	Nominal Operating Temp. Range	25 ± 3°C (77 ± 5°F)
	Cycle Use	Initial Charging Current less than 13.5A. Voltage 14.4V ~ 15.0V at 25°C (77°F) Temp. Coefficient -30mV/°C
	Standby Use	No limit on Initial Charging Current Voltage 13.5V ~ 13.8V at 25°C (77°F) Temp. Coefficient -20mV/°C
	Capacity affected by Temperature	40°C (104°F)
25°C (77°F)		100%
0°C (32°F)		86%
Design Floating Life at 20°C	10 Years	
Self Discharge	Ultracell batteries may be stored for up to 6 months at 25°C(77°F) and then a refresh charge is required. For higher temperatures the time interval will be shorter.	

Ukai
s.a.
<http://www.ukai.com>
Ribera Elorrieta, 7C
48015 - Bilbao
Teléfono: 94 474 52 52
Fax: 94 475 97 10
E-mail: ukai@ukai.com

Dimensions

F6 Terminal



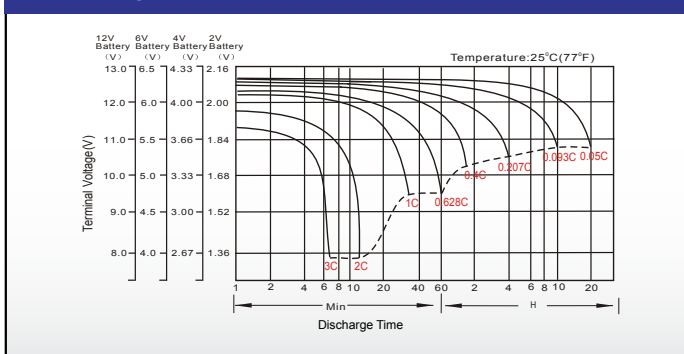
Constant Current Discharge (Amperes) at 25 °C (77°F)

F.V/Time	5min	10min	15min	20min	30min	45min	1h	2h	3h	4h	5h	6h	8h	10h	20h
1.85V/cell	77.0	60.6	51.5	43.1	34.2	25.9	21.2	13.5	10.7	8.73	7.03	6.12	4.97	4.25	2.32
1.80V/cell	103.4	77.4	62.2	50.9	40.4	30.1	23.8	14.7	11.5	9.32	7.56	6.57	5.27	4.50	2.34
1.75V/cell	116.6	85.0	68.0	54.8	41.9	31.3	24.9	15.3	11.7	9.53	7.74	6.75	5.36	4.55	2.36
1.70V/cell	128.4	92.7	72.6	57.6	43.6	32.5	25.6	15.9	12.0	9.78	7.95	6.89	5.44	4.59	2.41
1.65V/cell	141.5	100.0	77.1	61.2	46.0	33.3	26.5	16.3	12.5	10.12	8.17	7.04	5.53	4.68	2.44
1.60V/cell	156.1	108.6	82.5	65.1	48.6	34.7	27.5	16.9	12.9	10.43	8.44	7.20	5.58	4.73	2.45

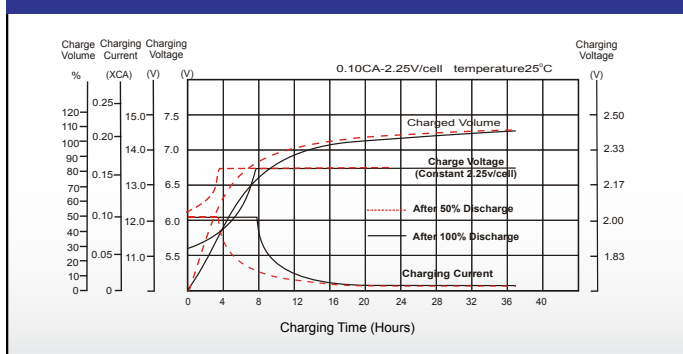
Constant Power Discharge (Watts) at 25 °C (77°F)

F.V/Time	5min	10min	15min	20min	30min	45min	1h	2h	3h	4h	5h	6h	8h	10h	20h
1.85V/cell	140.8	111.9	96.1	81.2	65.2	49.8	40.9	26.2	20.8	17.1	13.8	12.0	9.82	8.41	4.59
1.80V/cell	187.0	141.2	114.5	94.6	75.8	57.5	45.6	28.4	22.3	18.1	14.7	12.9	10.4	8.89	4.63
1.75V/cell	206.4	152.7	123.6	100.7	78.1	59.1	47.5	29.4	22.6	18.5	15.1	13.2	10.5	8.97	4.67
1.70V/cell	220.9	162.7	130.1	105.1	80.8	61.2	48.8	30.5	23.2	18.9	15.4	13.4	10.7	9.05	4.75
1.65V/cell	240.2	173.9	137.3	110.8	84.5	62.2	50.1	31.2	24.1	19.5	15.8	13.7	10.8	9.22	4.81
1.60V/cell	258.8	184.5	144.4	116.7	88.6	64.4	51.6	32.1	24.7	20.0	16.3	13.9	10.9	9.31	4.83

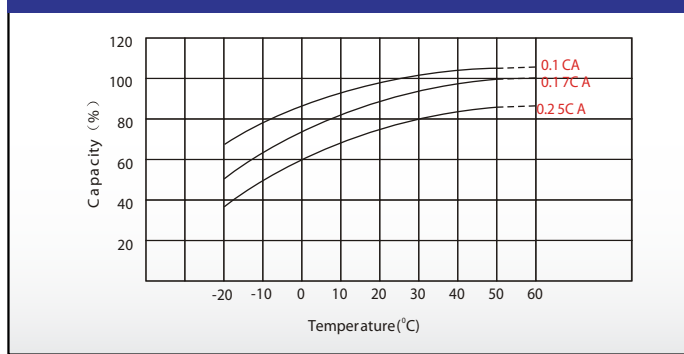
Discharge Characteristics



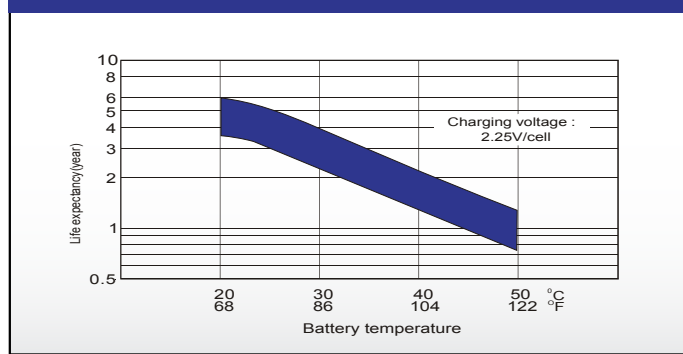
Float Charging Characteristics



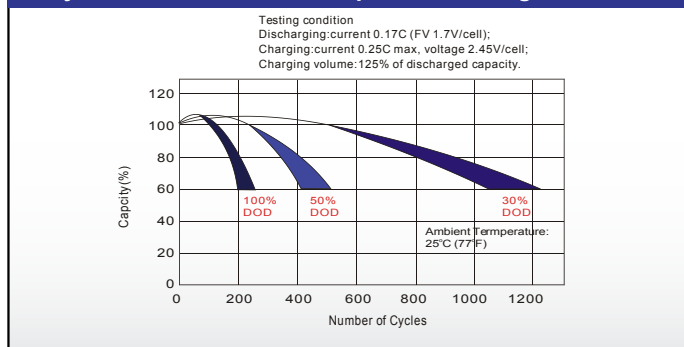
Temperature Effects in Relation to Battery Capacity



Effect of Temperature on Long Term Float Life



Cycle Life in Relation to Depth of Discharge



Self Discharge Characteristics

