



LIVEN LEVG Series-GEL Deep Cycle

- For longer cycle life: special paste formula, over dimensioned negative plate, optimised manufacturing process, additives for deep discharge. Up to 10 years
- Special anti-vibration desing
- Thick plates, special formula of paste and plate manufacturing process for a long service life
- ABS material: increase the strenght of battery container
- Special plate desing, long cycle life
- Using special lead-calcium alloy to boost up the grid anti-corrosive performance and extend the battery using life
- Special separators boost up the battery internal performance
- High thermal capacity, reduce the risk of thermal runaway and drying up, can be used in por environment
- High gas recombination efficiency
- Little wáter losing, no electrolyte stratification phenomenon
- Long storage time
- Good deep discharge resilience performance

Application:

- Railway and marine systems
- Electric toys
- Electric tools
- Portable power
- Vehicle in place of walking
- Wheelchairs
- Lawn mowers
- Medical equipments.
- Golf trolleys and golf cart



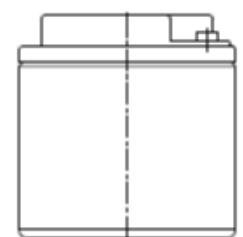
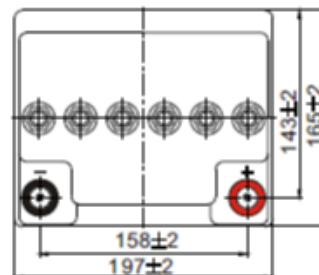
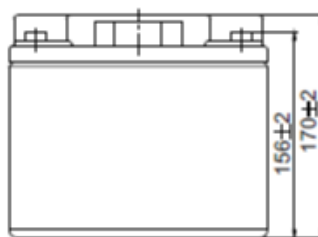
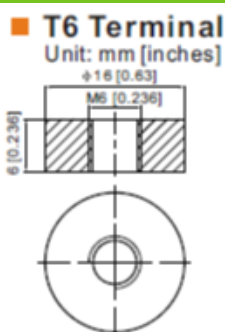
Specification:

Nominal Voltage	12V
Nominal Capacity(20HR)	40.0 AH
Dimension	Length 197 ±2mm (7.76 inches)
	Width 165 ±2mm (6.50 inches)
	Container Height 170 ±2mm (6.69 inches)
	Total Height (with Terminal) 170 ±2mm (6.69 inches)
Approx Weight	Approx 13.5 kg (29.77lbs)
Terminal	T6
Container Material	ABS
Max. Discharge Current	380A (5s)
Internal Resistance	Approx 10.5mΩ
Operating Temp. Range	Discharge : -20~55°C (-4~131°F)
	Charge : 0~40°C (32~104°F)
	Storage : -20~50°C (-4~122°F)
Nominal Operating Temp. Range	25 ±3°C (77 ±5°F)
Cycle Use	Initial Charging Current less than 7.6A. Voltage 14.4V~15.0V at 25°C(77°F)Temp. Coefficient -30mV/°C
	No limit on Initial Charging Current Voltage 13.5V~13.8V at 25°C(77°F)Temp. Coefficient -20mV/°C
Standby Use	40°C (104°F) 103%
	25°C (77°F) 100%
	0°C (32°F) 86%
Capacity affected by Temperature	
Self Discharge	LIVEN LEVG series batteries may be stored for up to 9 months at 25°C(77°F) and then a freshening charge is required. For higher temperatures the time interval will be shorter.

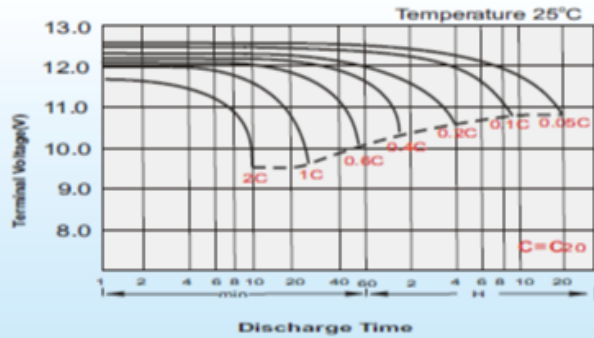


Ribera-Elorrieta, 7C
48015 - Bilbao
Teléfono: 94 474 52 52
Fax: 94 475 97 10
E-mail: ukai@ukai.com

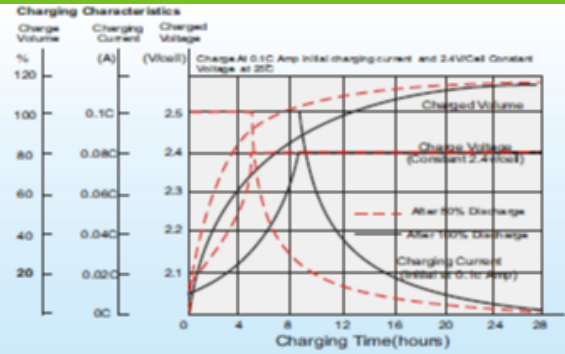
Outer Dimensions:



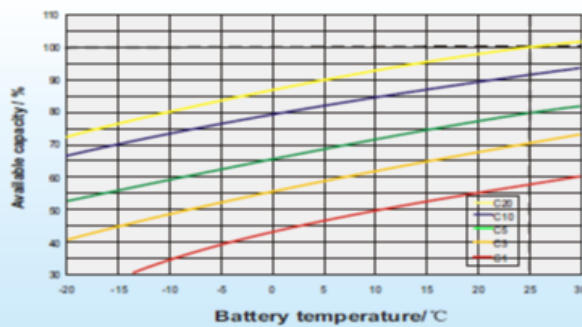
Discharge Characteristics



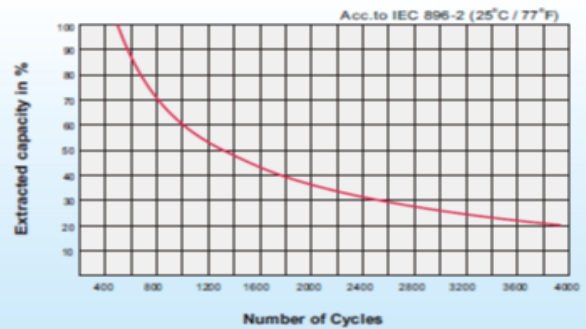
Capacity Retention Characteristic



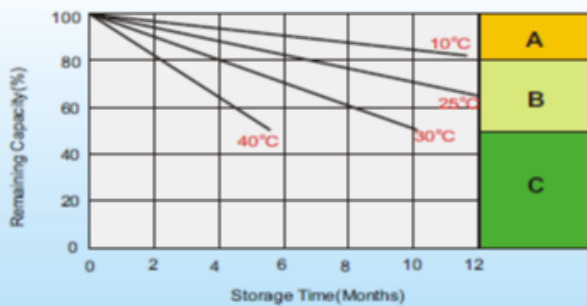
Temperature Effects in Relation to Capacity



Cycle Life in Relation to Depth of Discharge



Self Discharge Characteristics



- A** No supplementary charge required
(Carry out supplementary charge before use if 100% capacity is required.)
- B** Supplementary charge required before use. Optional charging way as below:
 1. Charged for above 3 days at limited current 0.25CA and constant voltage 2.25V/cell.
 2. Charged for above 20 hours at limited current 0.25CA and constant voltage 2.45V/cell.
 3. Charged for 8-10 hours at limited current 0.05CA.
- C** Supplementary charge may often fail to recover the capacity.
The battery should never be left standing till this is reached.

Constant Current Discharge (CC, Unit: A) at 25°C (77°F)

F.V/Time	10min	15min	20min	30min	45min	1h	2h	3h	4h	5h	6h	8h	10h	20h
1.85V/cell	42.9	37.2	33.4	26.6	20.2	16.9	10.6	7.99	6.54	5.60	4.86	3.92	3.33	1.94
1.80V/cell	51.5	42.9	38.0	29.6	22.7	18.8	11.5	8.62	7.01	5.95	5.16	4.14	3.50	2.00
1.75V/cell	59.8	48.9	42.2	32.2	24.2	19.9	12.1	9.02	7.29	6.14	5.32	4.24	3.55	2.02
1.70V/cell	66.4	53.2	45.3	34.2	25.3	20.8	12.7	9.33	7.50	6.32	5.47	4.33	3.61	2.05
1.67V/cell	71.1	55.9	47.3	35.5	26.3	21.5	13.0	9.60	7.67	6.47	5.57	4.40	3.67	2.08
1.60V/cell	77.5	59.8	50.6	37.6	27.8	22.5	13.5	9.92	7.90	6.64	5.70	4.46	3.73	2.10

Constant Power Discharge (CP, Unit: W) at 25°C (77°F)

F.V/Time	10min	15min	20min	30min	45min	1h	2h	3h	4h	5h	6h	8h	10h	20h
1.85V/cell	80.6	70.3	63.8	51.1	39.2	32.8	20.7	15.6	12.8	11.0	9.62	7.79	6.62	3.88
1.80V/cell	95.4	80.1	71.6	56.3	43.7	36.3	22.4	16.8	13.7	11.7	10.2	8.19	6.95	3.97
1.75V/cell	109.0	90.1	78.8	61.0	46.3	38.3	23.4	17.5	14.2	12.0	10.5	8.38	7.05	4.03
1.70V/cell	119.3	97.1	83.8	64.2	48.1	39.8	24.4	18.1	14.6	12.3	10.7	8.55	7.16	4.09
1.67V/cell	126.3	100.9	86.7	66.2	49.7	41.0	25.0	18.6	14.9	12.6	10.9	8.67	7.27	4.13
1.60V/cell	135.2	106.4	91.8	69.4	52.1	42.7	25.8	19.1	15.3	12.9	11.1	8.78	7.37	4.16