



# NLC-2020 soft silicone cover for LED strip



Anti-aging



IP54  
inmersion  
protection



High  
temperature  
resistance



Thermal  
environmental  
protection



Easy  
to bend



High  
toughness



Durable



High light  
transmittance

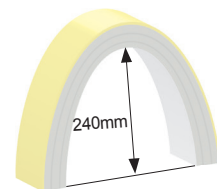
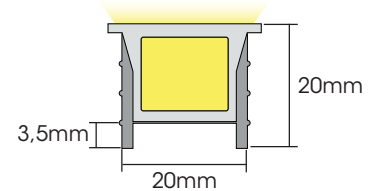
## PRODUCT FEATURES

- Anti-yellowing and heat resisting silicone, chemical resistance acid and alkaline, longer life span.
- Pure silicone material, more flexible than ordinary neon tube, quicker heat dissipation.
- Uniform and soft luminance, no light spot.
- New design with recessed mounting, no need to thread light strip into neon tube, easy installation and replacement of light strips.

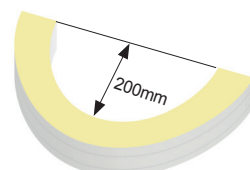


## SPECIFICATIONS

Size (mm)	20*20
PCB Limited (mm)	10-15
Working temperature	-20 to 50°C
Light transmittance	45%
Materials	Silicone
Warranty	3 years
Certifications	CE, Rohs



Facade minimum  
bending radius



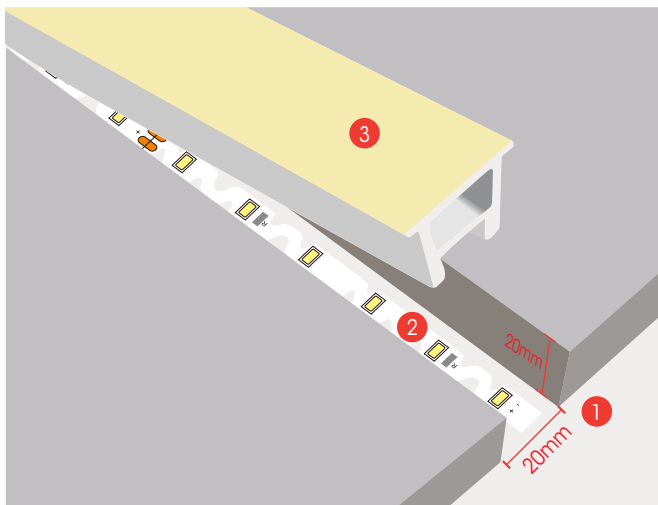
Flank minimum  
bending radius

### LED STRIP COLLOID SPECIFICATIONS COMPARISON


Materials Main parameters	Silicone flexible led strip	PVC flexible led strip	Notes
Colloid features in -40°C	No crack after 30 days	Totally cracked	The low temperature resistant of silicone is superior than PVC or epoxy materials
Colloid features in 120°C	No obvious change after 72 hours	Colloid changed into yellow and deformed after 2 hours	The high temperature resistant of silicone is superior than PVC or epoxy
Colloid features in 180°C	No obvious change after 72 hours	Colloid changed into brown and some melted after 20 minutes	Over 150°C, PVC is easily hydrolyzed, viscosity becomes weakened and easily separated
Steadily lighted in Seawater for 72 hours	No obvious change	Serious atomization on the surface	The waterproof grade of silicone led strip can reach to IP54, high resistance to acidic alkali and salt properties
Thermal conductivity	Good thermal conductivity	No thermal conductivity	PVC and epoxy cannot conduct heat, while silicone has good thermal conductivity

### INSTALLATION STEPS

- 1 Slot according to the size, the error should be small.
- 2 Tear off double-sided tape at back and stick the light strip to the wall.
- 3 Press the cover into the wall. When the light is turned on, the cover has high light transmittance and high temperature resistance. The light strip and the cover are installed separately, which makes the DIY operation space more.



SCENARIO APPLICATION



PACKAGE OF SILICONE COVER (50M/ROLL)



50m/Roll



1Roll/box



Inner size:  
500 x 500 x 400mm