



## Features

- Universal AC input range
- Slim type, small volume, low weight, high efficiency
- Protections: short circuit/over load
- Cooling by free air convection
- LED indicator for power on
- 100% full load burn-in test
- No load consumption<0.8W



## Specification

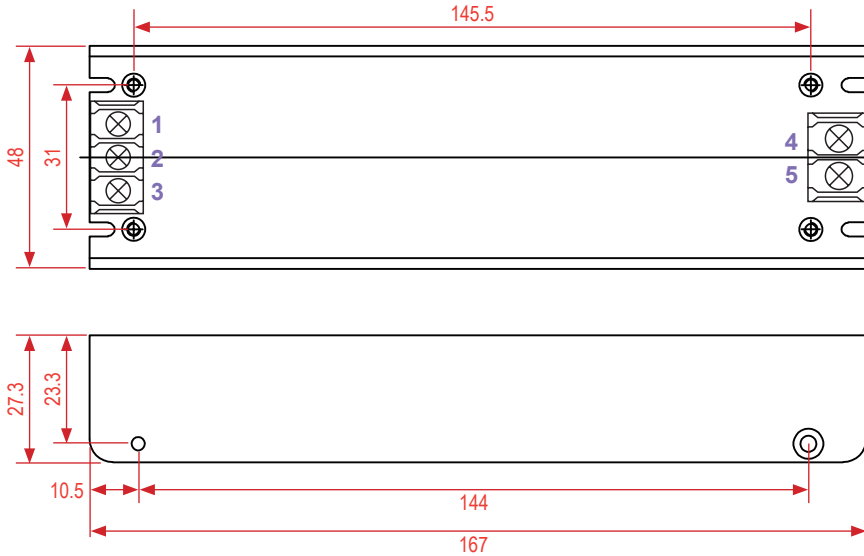
Model		STARK-075P12	STARK-075P24
Output	DC Voltage	12V	24V
	Voltage tolerance	±2%	±2%
	Rated current	6.3A	3.2A
	Current range	0 ~ 6.3A	0 ~ 3.2A
	Rated power	75.6W	76.8W
	Ripple&noise	150mVp-p	180mVp-p
	DC Voltage ADJ range	±10%	±10%
	Setup, rise, hold time	800ms, 30ms, 20ms/230VAC, 1200ms, 30ms, 20ms/115VAC	
Input	Voltage range	90 ~ 264VAC 47 ~ 63Hz 135 ~ 373VDC	
	AC current	1.5A/115VAC 0.75/230VAC	
	Efficiency	86%	87%
	Inrush current	Cold start 45A/230VAC	
	Leakage current	<1.0mA/240VAC	
Protection	Overload	Rated output power 110% ~ 150% Start overload protection	
		Protection type: hiccup mode, auto-recovery after fault condition is removed	
Environment	Working temperature, humidity	-20°C ~ +50°C; 20% ~ 90%RH (Please refer to "derating curve")	
	Storage temp, humidity	-40°C ~ +85°C; 10% ~ 95%RH Non-condensing	
	Withstand vibration	10 ~ 500Hz, 5G 10min/1 Cycle, Period for 60min, Each axes	
Safety	Withstand voltage	I/P-O/P: 1.5KVAC I/P-FG: 1.5KVAC O/P-FG: 0.5KVAC	
	Isolation resistance	I/P-O/P: I/P-FG, O/P-FG: 100M Ohms/500VDC/25°C/70%RH	
Fit Standard	Safety standard	Compliance to UL 62368-1, TUV 62368-1, EN 62368-1	
	EMC standard	Compliance to EN 55032, EN61000-3-2, CLASS A	
Others	Dimension	167*48*28mm ( L*W*H )	
	Weight	0.3kg/60pcs/17.8kg/0.025m³/0.88CUFT	
	MTBF	290K hrs min MIL-HDBK-217F(25°C)	

### Note:

1. All parameters NOT specially mentioned are measured at 230VAC input, rated load and 25°C of ambient temperature.
2. Ripple & noise are measured at 20MHz of bandwidth by using a 12" twisted pair-wire terminated with a 0.1uf & 47uf parallel capacitor.
3. Tolerance: includes set up tolerance, line regulation and load regulation.

**Mechanical specification**

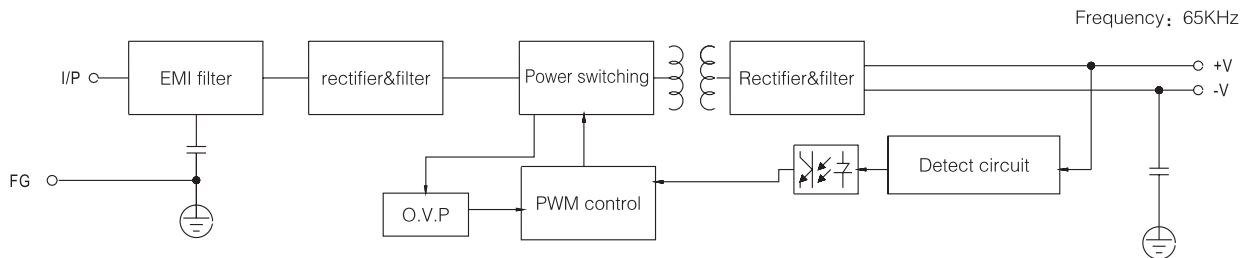
Unit mm



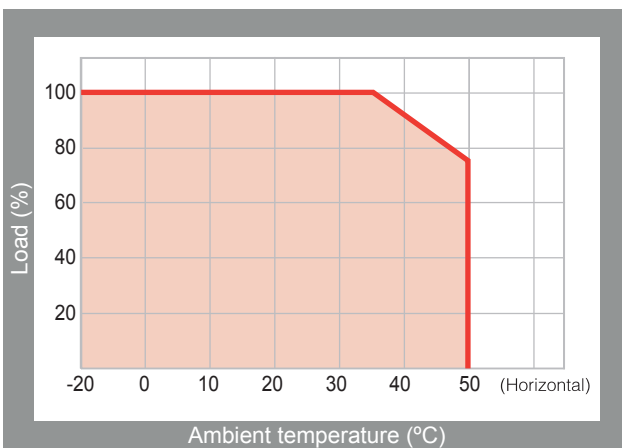
Terminal Pin No. Assignment

Pin No.	Assignment
1	FG $\perp$
2	AC/N
3	AC/L
4	DC OUTPUT +V
5	DC OUTPUT -V

**Block diagram**



**Derating curve**



**Static characteristics**

