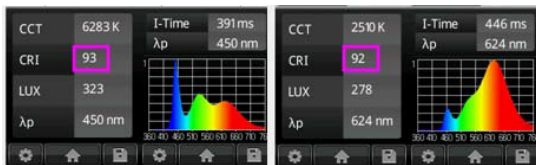


CRI70

CRI90


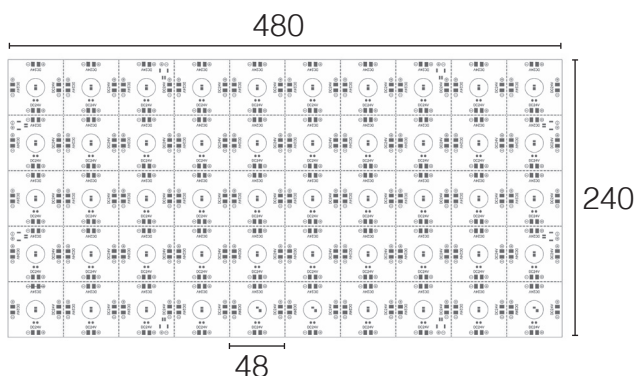


- Angles: 160 Degree.
- Power: 36W/pcs.
- LED Type: CRI90 SMD2835, 50LED/pcs.
- Work Voltage: DC24V.

Specifications

Referencia	LED Qty/pcs	CC/CV	Color rendering	Work voltage	Power PCB	Size (mm/pcs)	Color	(CT:K)	Lumen (lm/pcs)
FU-PAN-2835-BH-L160B	SMD 2835 50/m	CV version	≥90	DC24V	36W/pcs	480*240	Warm white	2500-2700K	3000-3050
FU-PAN-2835-BC-L160B							Warm white	3000-3200K	3050-3100
FU-PAN-2835-BN-L160B							Natural white	4000-4200K	3100-3200
FU-PAN-2835-BF-L160B							Pure white	6000-6500K	3200-3300

Dimensions (mm)



Nota: Before application, please make sure the power supply is in accordance to the strips