

### UL7.5-12



### Physical Specification

Part Number:	<b>UL7.5-12</b>
Length:	<b>151 ± 2 mm ( 5.95 inches)</b>
Width:	<b>65 ± 2 mm ( 2.56 inches)</b>
Container Height:	<b>93.5 ± 2 mm ( 3.68 inches)</b>
Total Height (with terminal):	<b>99 ± 2 mm ( 3.90 inches)</b>
Approx Weight:	<b>Approx 2.30 kg</b>

### Specifications

	Nominal Voltage	12V
	Nominal Capacity (20HR)	7.5AH
Terminal Type	Standard Terminal	F1
	Optional Terminal	F2
Container Material	Standard Option	ABS
	Flame Retardant Option (FR)	ABS (UL94:VO)
Rated Capacity	7.50 AH/0.375A	(20hr,1.80V/cell, 25°C / 77°F)
	6.98 AH/0.698A	(10hr,1.80V/cell, 25°C / 77°F)
	6.37 AH/1.28A	(5hr,1.75V/cell, 25°C / 77°F)
	5.74 AH/1.91A	(3hr,1.75V/cell, 25°C / 77°F)
	4.71 AH/4.71A	(1hr,1.60V/cell, 25°C / 77°F)
Max Discharge Current	112.5A (5s)	
Internal Resistance	Approx 20mΩ	
Discharge Characteristics	Operating Temp. Range	Discharge: -15 ~ 50°C (5 ~ 122°F)
		Charge: 0 ~ 40°C (5 ~ 104°F)
		Storage: -15 ~ 40°C (5 ~ 104°F)
	Nominal Operating Temp. Range	25 ± 3°C (77 ± 5°F)
	Cycle Use	Initial Charging Current less than 2.25A.Voltage 14.4V ~ 15.0V at 25°C (77°F) Temp. Coefficient -30mV/°C
	Standby Use	No limit on Initial Charging Current Voltage 13.5V ~ 13.8V at 25°C (77°F) Temp. Coefficient -20mV/°C
Capacity affected by Temperature	40°C (104°F)	103%
	25°C (77°F)	100%
	0°C (32°F)	86%
Design Floating Life at 20°C	5 Years	
Self Discharge	Ultracell batteries may be stored for up to 6 months at 25°C(77F) and then a refresh charge is required. For higher temperatures the time interval will be shorter.	

**Ukai**  
S.a.  
<http://www.ukai.com>  
Ribera Elorrieta, 7C  
48015 - Bilbao  
Teléfono: 94 474 52 52  
Fax: 94 475 97 10  
E-mail: ukai@ukai.com

### Dimensions

#### F1 Terminal



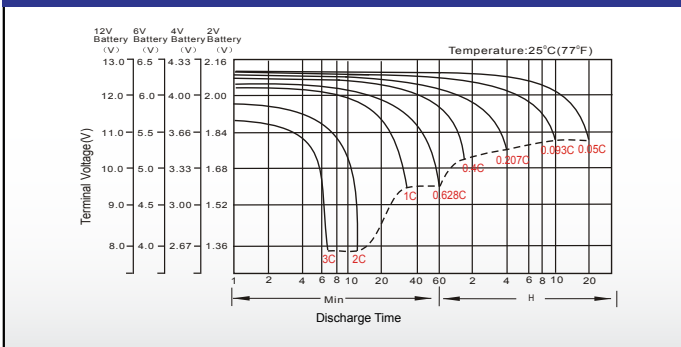
## Constant Current Discharge (Amperes) at 25 °C (77°F)

F.V/Time	5min	10min	15min	20min	30min	45min	1h	2h	3h	4h	5h	6h	8h	10h	20h
1.85V/cell	14.3	11.0	9.09	7.86	6.07	4.47	3.77	2.23	1.75	1.42	1.16	1.00	0.810	0.677	0.371
1.80V/cell	19.2	14.0	11.0	9.3	7.17	5.20	4.22	2.43	1.88	1.52	1.24	1.08	0.859	0.698	0.375
1.75V/cell	21.6	15.4	12.0	10.0	7.44	5.40	4.42	2.52	1.91	1.55	1.28	1.11	0.874	0.716	0.379
1.70V/cell	23.8	16.8	12.8	10.5	7.74	5.62	4.56	2.59	1.97	1.59	1.31	1.13	0.886	0.731	0.386
1.65V/cell	26.2	18.1	13.6	11.2	8.17	5.76	4.67	2.63	2.05	1.64	1.34	1.15	0.900	0.746	0.391
1.60V/cell	29.0	19.7	14.6	11.9	8.63	6.00	4.71	2.74	2.11	1.70	1.39	1.18	0.909	0.754	0.393

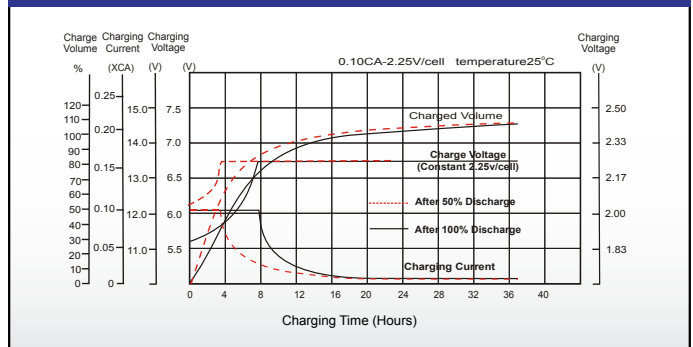
## Constant Power Discharge (Watts) at 25 °C (77°F)

F.V/Time	5min	10min	15min	20min	30min	45min	1h	2h	3h	4h	5h	6h	8h	10h	20h
1.85V/cell	26.1	20.3	17.0	14.8	11.6	8.60	7.28	4.33	3.40	2.77	2.27	1.97	1.60	1.34	0.735
1.80V/cell	34.7	25.6	20.2	17.2	13.5	9.93	8.11	4.70	3.64	2.95	2.42	2.11	1.69	1.38	0.742
1.75V/cell	38.3	27.7	21.8	18.4	13.8	10.2	8.44	4.85	3.69	3.00	2.48	2.16	1.72	1.41	0.748
1.70V/cell	41.0	29.5	23.0	19.2	14.3	10.6	8.68	4.96	3.79	3.08	2.54	2.20	1.74	1.44	0.761
1.65V/cell	44.5	31.5	24.2	20.2	15.0	10.7	8.82	5.00	3.93	3.17	2.60	2.24	1.76	1.47	0.771
1.60V/cell	48.0	33.4	25.5	21.3	15.7	11.1	8.85	5.19	4.03	3.26	2.68	2.28	1.77	1.48	0.774

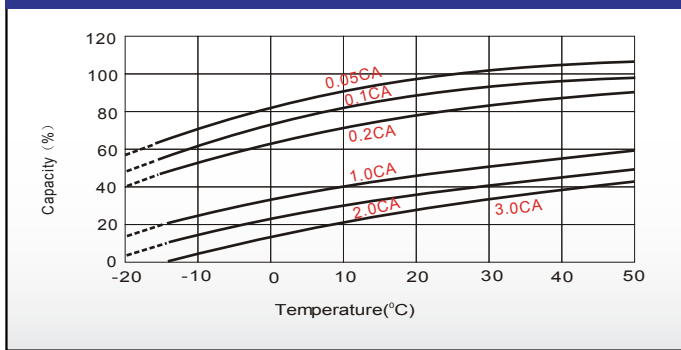
### Discharge Characteristics



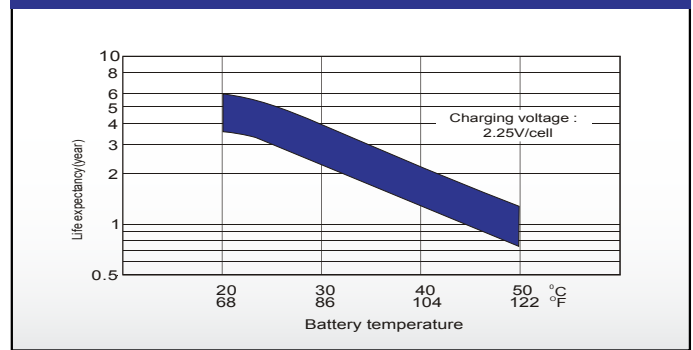
### Float Charging Characteristics



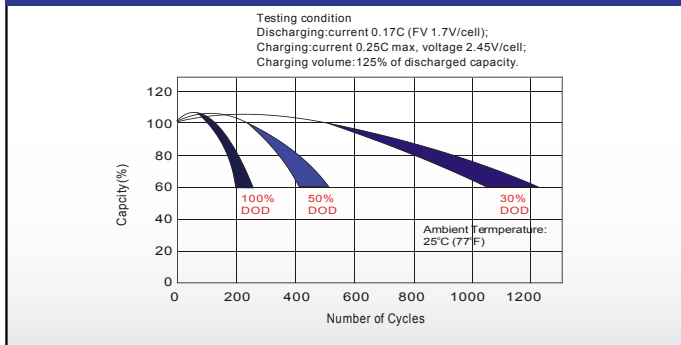
### Temperature Effects in Relation to Battery Capacity



### Effect of Temperature on Long Term Float Life



### Cycle Life in Relation to Depth of Discharge



### Self Discharge Characteristics

